

HiMama Helps Webinar

HiMama Feature Round-up & 2021 New
Feature Sneak Peek!!





Coming Winter 2021



Connect on Facebook with HiMama's community of like-minded educators to share classroom ideas, activities, and get support from other early childhood professionals.

Circle Time!

For Early Childhood Educators

Powered by:



himama

Disclaimer

*This content **is not** personalized legal advice for your center. The goal is to have a conversation around the topic to inspire and give you ideas that you can implement at your centers.*

*Each State and Province has different licensing rules and regulations. **Please consult with your own legal and financial advisors before implementing something that you are not 100% sure about at your center.***



What To Expect

- The session is recorded
- Certificates, slides, and show notes will be made available tomorrow
- If you are having any technical issues, Please go to [Support.zoom.us](https://support.zoom.us)



Your Hosts



Ria Simon
Community Ambassador
RECE Specialist
HiMama



Kiah Price
Social Media & Content
RECE Specialist
HiMama

Learn more about [HiMama, Child Care Software](#)



Goals for today

Going to hand it over to Janielle and Derek to run through:

- Product team spotlight
- Top 10 features from 2020
- Sneak peek into 2021
- Open Q&A



Our Special Guests



Janielle Loken
Product Manager

Janielle is enthusiastic about pulling together different skill sets to create needs based products.



Derek Hallward
Product Manager

Derek is passionate about championing small businesses, and enjoys making your lives just a little bit easier with HiMama!

Product Team Spotlight

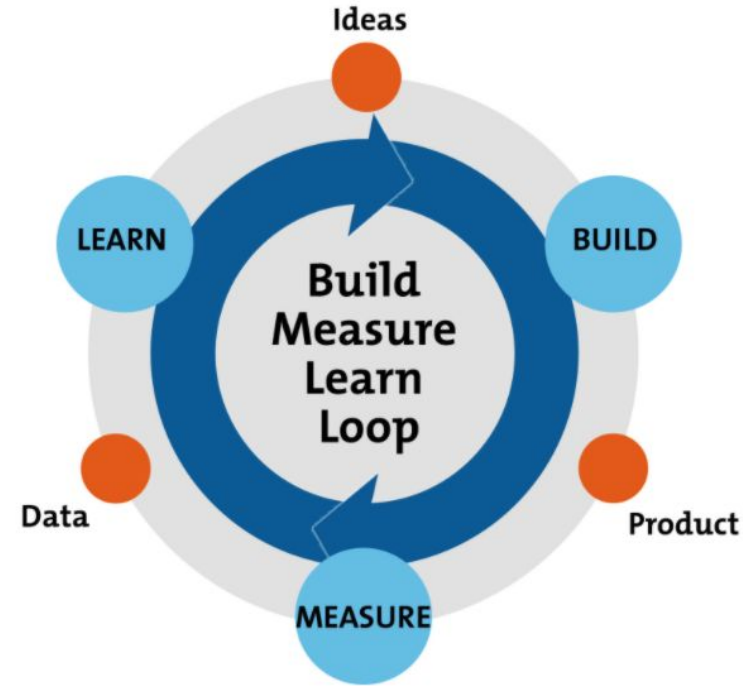
What is a Software Product Manager?

- ✓ Works closely with all teams across a company
- ✓ Direct team (squad) consists of software developers and digital designers
- ✓ Accountable for deciding which enhancements or new features are built
- ✓ Product managers usually have diverse backgrounds, and have normally started their careers in different roles!



Our Building Process at HiMama

- Lots of work behind the scenes
- Customer feedback is essential
- Heavily informed by research and data
- We're focused on improving HiMama for all customers, not just one or two
- Balance between improving what we have, and building something new






Looking Back at 10 New Features from 2020

Messages Grouped by Child

Sanya Ghandi

[Edit Profile](#)

Enrollment ⓘ

Zoe's Zebras

Status: Active

Schedule: (Day)

Enroll date: 06/03/19

[Daily Reports »](#)

[Graduate Child](#)

Reports

[🕒 Attendance](#)

[👤 Health Log](#)

[📊 Development Evidence](#)

[📁 Portfolio](#)

Billing

[📄 View Ledger](#)

[💰 View Tax Receipt](#)

Messaging

[✉ View Messages](#)

Contacts

Mrs Ghandi

✉ mommaghendi@gmail.com

Address

124 Doodle Lane

Toronto, ONTARIO

M5A 3H9

Canada

- Available to Teachers and Admins
- Filter Received Messages by Child
- Faster way to find old messages
- Find it on the Child Profile page

Scheduled Messages

The screenshot shows a web form for scheduling messages. At the top, there's a 'Send to:' section with radio buttons for 'Child' (selected), 'Classroom', 'Center', 'All Centers', 'Age Group', 'Staff Member', 'Staff By Center', and 'All Centers Staff'. Below this is a checkbox 'Include teachers on thread?' which is checked. A 'Select Child' dropdown menu shows 'Nothing selected'. The 'Send via:' section has radio buttons for 'Email' (selected) and 'SMS'. There are input fields for 'Subject' and 'Body'. An 'Attachment' section includes a 'Choose File' button and the text 'No file chosen'. A 'Templates' dropdown menu shows 'Template Options'. At the bottom, there are two buttons: 'Send' and 'Schedule Send'.

Send to: ☒ Child ☐ Classroom ☐ Center ☐ All Centers ☐ Age Group
☐ Staff Member ☐ Staff By Center ☐ All Centers Staff

Include teachers on thread? ☒

Select Child Nothing selected

Send via: ☒ Email ☐ SMS

Subject







Body

Attachment Choose File No file chosen

Templates Template Options

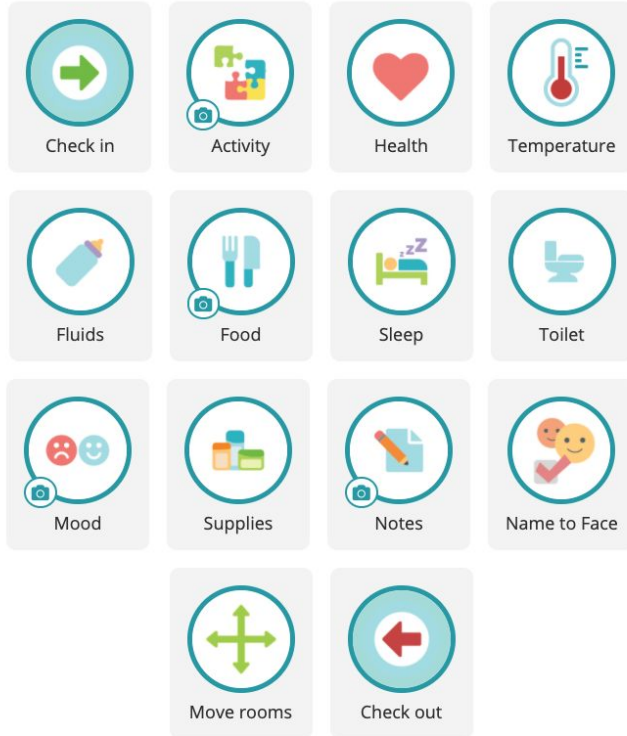
Send **Schedule Send**

- Available to Administrators
- Ability to draft an email message, and then schedule it to be sent at a later point
- Work on your preferred schedule, and reach your families at the perfect time
- Draft a message on the Compose Message page, and then hit the 'Schedule Send' button

Staff	Ratio: 6:1	⚠ Classroom is out of ratio	
Julianne Groff		✔ Present	<div data-bbox="666 345 784 378">⏸ Clock Out</div> <div data-bbox="784 345 824 378">⚙</div> <div data-bbox="824 345 863 378">🕒</div>
Beverly Edwards		● Checked out	<div data-bbox="784 396 863 430">☑ Time Card</div>
Children	<div data-bbox="218 452 351 481"> ✔ 6 ● 0 ○ 0 ➡ 0 </div> <div data-bbox="392 452 430 481">ⓘ</div>		<div data-bbox="730 452 784 481">🔔</div> <div data-bbox="784 452 863 481">➕ Add Child</div>
Beatrice Lai		⊗ Not Present	<div data-bbox="730 559 840 590">➡ Check in</div> <div data-bbox="840 559 863 590">🗑</div>
Connor Edwards		⊗ Not Present	<div data-bbox="730 609 840 643">➡ Check in</div> <div data-bbox="840 609 863 643">🗑</div>
Danielle Parkinson		⊗ Not Present	<div data-bbox="730 659 840 691">➡ Check in</div> <div data-bbox="840 659 863 691">🗑</div>
Practice Profile		⊗ Not Present	<div data-bbox="730 709 840 742">➡ Check in</div> <div data-bbox="840 709 863 742">🗑</div>

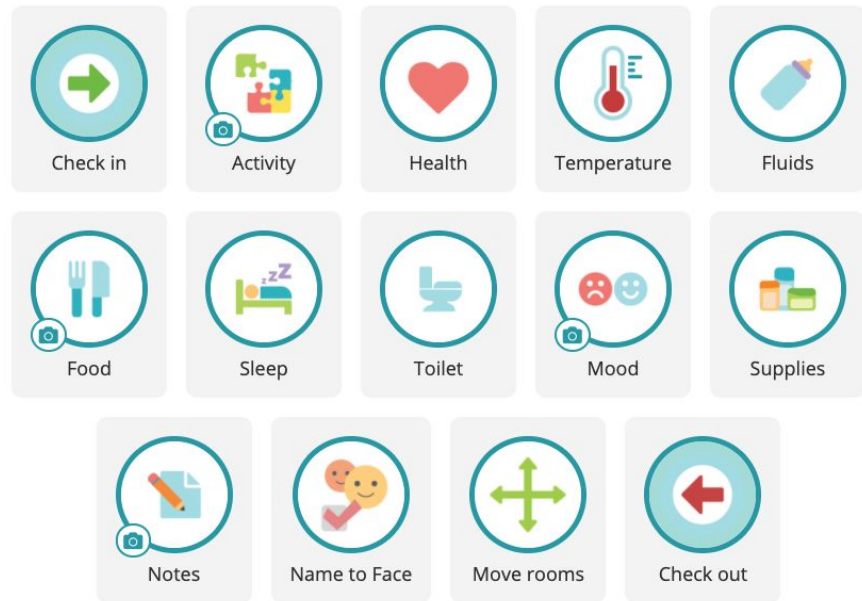
- For Educators & Administrators
- Automatically highlights classrooms that are presently under-staffed
- Helps you correct staffing issues, and maintain your licensed ratio
- Set your target ratios and activate this feature on the Settings page*

Name to Face Checks



- For Educators & Administrators
- Easily record a roll-call / facecount
- Digitizes your records. Helps you fulfill licensing requirements within HiMama.
- 'Name to Face' can be found on the Add Entry page

Temperature Checks



- For Educators & Administrators
- Easy way to record temperature and monitor a child's health
- Helps you reduce exposure to illness
- Includes a dedicated temperature check report
- 'Temperature' can be found on the Add Entry page

Free Activity Ideas

236 Results Last Updated: Friday, December 4th, 2020 Sort By: Most Recent ▾

Domain









- ☐ Cognitive
- ☐ Emotional
- ☐ Literacy
- ☐ Physical
- ☐ Social

Age

- ☐ Infants
- ☐ Preschool
- ☐ School-Age
- ☐ Toddlers

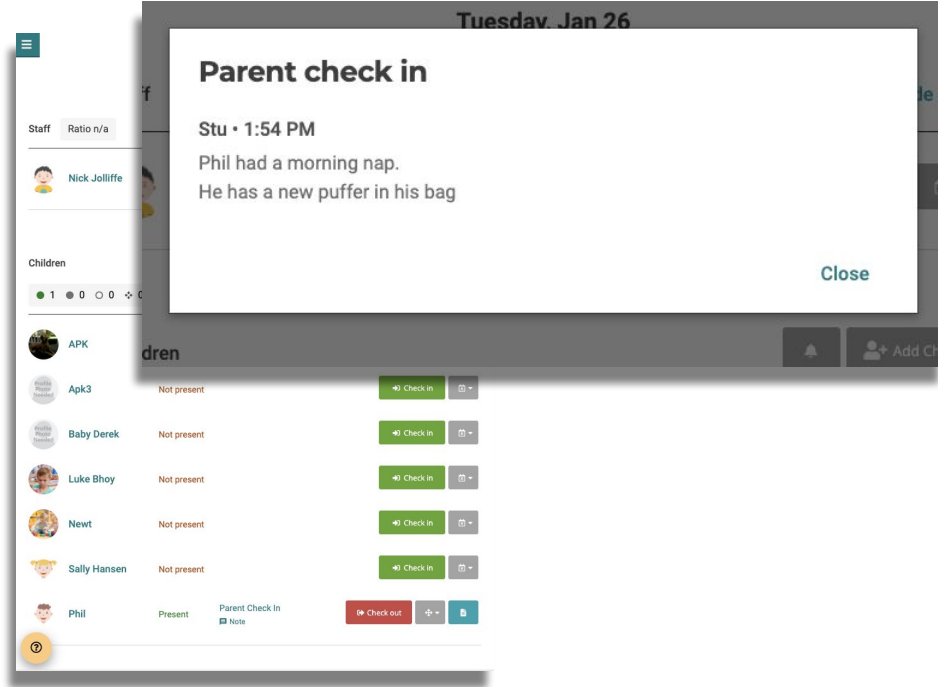
Theme

- ☐ All About Me
- ☐ Animals
- ☐ At Home Kids
- ☐ Beach
- ☐ Bears
- ☐ Bingo
- ☐ Bugs
- ☐ Camping
- ☐ Christmas
- ☐ Clouds
- ☐ Coloring Pages

 <p>Paper Tube Fireworks</p> <p>Physical Preschool</p>	 <p>New Year's Eve Noise Makers</p> <p>Physical Toddlers</p>	 <p>New Year's Eve Poppers</p> <p>Cognitive Preschool</p>	 <p>Community Kwanzaa Process Art</p> <p>Social Preschool</p>
 <p>Corn Kernel Mosaic Art</p> <p>Physical Preschool</p>	 <p>Kwanzaa Quilt</p> <p>Cognitive Preschool</p>	 <p>Snowflake Candy Counting</p> <p>Cognitive Preschool</p>	 <p>Salt Dough Christmas Wreath Craft</p> <p>Physical Preschool</p> <p>Children will love to create their own wreath to hang and display. This activity is a good balance of creativity with decorating the wreath and mess...</p>

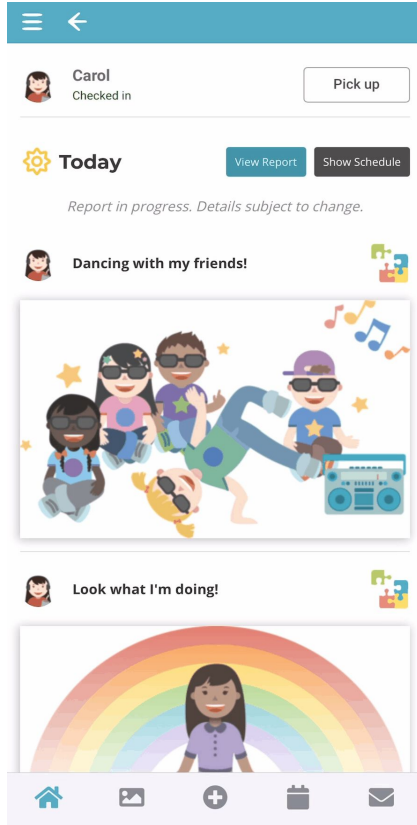
- For Educators and Admins
- Free activities for all ages, and domains
- At-home learning. Option to email the activity to parents directly from HiMama
- Visit: www.himama.com/daycare-activities
- Or sign up to HiMama, and find the link on your dashboard

Contactless Checkin + Drop off notes



- For administrators, parents, and teachers
- Helps parents communicate important information to help teachers start the day off right
- Also reduces check in work for administrators
- Centers turn on the feature in configurations

Safe Pickup



- For administrators, teachers, and parents
- Lets parents send teachers a notification that they are outside to pick up a child. Teachers can wind down a child for the day a bit better
- Centers have full control over check out
- Turn it on using Logins and configurations

Contactless Checkin + Drop off notes

“

I've had so many customers tell me how Contactless Check-in has really helped parents who can no longer come into the building. They were still able to get important messages to their teachers without any issues!

”



Antoinette Mahabir
Customer Success Manager, HiMama

HiMama Billing



Director + Parent Payment Form Updates

A full overhaul of both the parent and director accessible payment forms was done to enhance usability and reduce the amount of errors causing returned or cancelled payments.

You can now:

- Delete invalid payment profiles
- Put more ownership on parents to manage their autopay!
- Provide parents more details around payment errors

The screenshot displays the Himama web application interface. At the top, a navigation bar includes links for Dashboard, Invoices, Children, Tuition Plans, Reports, and Credit Ledger. Below this, a secondary bar shows Transactions, Discounts, and a settings gear icon. The main content area is titled 'James Smith' and contains instructions for adding or removing payment methods. A 'Payment method' section shows a 'Linked Bank Account' with a 'Remove' button. Below this, a 'Paying invoices for' section lists 'Johnny Smith', 'Janice Smith', and 'AM - Amber Smith', each with a right-pointing arrow. A modal window is open in the center, titled 'Your Bank', with input fields for account details. The 'Account number' field is highlighted with a red box. Below the modal, a 'Billing info' section is partially visible, showing fields for 'Street address' and 'Address line 2 (optional)'. The Himama logo is in the bottom left corner.

Transaction and Accrued Invoice Report

Dashboard Invoices Children Tuition Plans Reports Credit Ledger

Transactions Discounts

Payment transactions report

Get a customized report of your center's payment transactions over time [Learn more](#)

Column data in this report

Center	Invoice amount	Payment method
Child name	Invoice due date	Transaction amount
Classroom	Invoice number	Transaction date
Deposit date	Message	Transaction fee*
Deposited amount*	Payer	Transaction status

Date Range

Select the date range to include in the report

Dec 26, 2020 to Jan 26, 2021

Centers

☒ Single center - Payment receipts for a single center

Test Center

☐ All centers - Payment receipts for all centers in one report

Create report

Generate Report

accrued_invoices_for_Sep 1, 2020-Sep 30, 2020


View Only Your account jokan@ryerson.ca doesn't allow editing on a Mac. To learn more, contact your admin about your Office plan.

	A	B	C	D	E	F	G	H	I	J	K	L	M	N	O
	Parents	Billing period start date	Center	Child name	Classroom	Date created	Date sent	Due date	Invoice number	Invoice status	Invoice total	Notes	Total account balance		
1	Ed L	2020-09-14	2020-09-15	Test Center	Ahmad Al-hreest 2	How-To Room	2020-09-07 00:08	2020-09-16 8:38	2020-09-29	822063	overdue	0	30977		
2	Ed L	2020-09-14	2020-09-15	Test Center	Ahmad Al-hreest 2	Elm Room	2020-09-07 00:08	2020-09-16 8:38	2020-09-29	822113	overdue	0	30977		
3	Ed L	2020-09-14	2020-09-15	Test Center	Mawad Bethell	How-To Room	2020-09-07 00:08	2020-09-16 8:38	2020-09-29	821964	overdue	2808	37614		
4	James Smith	2020-09-14	2020-09-15	Test Center	Charlie Day	How-To Room	2020-09-07 00:08	2020-09-16 8:38	2020-09-29	822023	paid	4336	30295.6		
5	Laila Kassam	2020-09-14	2020-09-15	Test Center	Peter Hanes	Alder Room	2020-09-07 00:08	2020-09-16 8:39	2020-09-29	822090	overdue	3808	31122		
6	James Smith	2020-09-13	2020-09-17	Test Center	Johnny Smith	Montessori Room	2020-08-11 00:07	2020-08-17	2020-08-17	770566	ready	412	7952		
7	Test	2020-09-06	2020-09-10	Test Center	Phil	Twin Pines	2020-08-31 00:08	2020-09-16 8:39	2020-09-06	807115	overdue	3	165.06		
8	Test	2020-09-06	2020-08-31	Test Center	Mark	Twin Pines	2020-08-31 00:08	2020-08-31	2020-08-31	807153	ready	0.01	0		
9	Corney Hart	2020-09-13	2020-08-31	Test Center	Charlie Day	Spence Room	2020-08-31 00:08	2020-09-16 8:39	2020-08-31	807037	overdue	484.4	Please pay all tuition	30295.6	
10	Deena Phipp	2020-09-06	2020-08-31	Test Center	Bobby Derek	Twin Pines	2020-08-30 00:07	2020-09-16 8:41	2020-08-31	798729	overdue	100	2360		
11	Brana	2020-09-06	2020-08-31	Test Center	Clive Drexler	Alder Room	2020-08-26 00:07	2020-09-16 8:40	2020-08-31	798711	ready	70	tax id #9348340296	1000	
12	Test	2020-09-13	2020-08-31	Test Center	Larry Drey	Spence Room	2020-08-31 00:08	2020-09-16 8:40	2020-08-31	807087	overdue	464.4	Please pay all tuition	12364.73	
13	Peter David	2020-09-06	2020-08-31	Test Center	Charles Gerson	Workshopping Room	2020-08-25 00:07	2020-09-16 8:39	2020-08-31	797027	overdue	3	144.5		
14	Lane Thomas	2020-09-06	2020-08-31	Test Center	Sally Nersis	Twin Pines	2020-08-31 00:08	2020-09-16 8:39	2020-08-31	807141	overdue	0.01	4284.24		
15	Parent G	2020-09-06	2020-08-31	Test Center	Laila Lyles	Montessori Room	2020-08-31 00:08	2020-09-16 8:39	2020-08-31	807131	overdue	2	8048		
16	Parent 2	2020-09-06	2020-08-31	Test Center	Jimmy Neaton	Elm Room	2020-08-27 00:07	2020-09-16 8:40	2020-08-28	799053	overdue	236	4110		
17	Parent 2	2020-09-06	2020-08-31	Test Center	Another Newell	Elm Room	2020-08-30 00:07	2020-09-16 8:41	2020-08-28	798703	overdue	0	tax id #9348340296	2300	
18	Test	2020-09-06	2020-08-31	Test Center	Charlie Racc	Alder Room	2020-08-26 00:07	2020-09-16 8:39	2020-08-28	798706	overdue	100	tax id #9348340296	2914.6	
19	James Smith	2020-09-06	2020-08-31	Test Center	Adi Andrian Smith	Montessori Room	2020-08-27 00:07	2020-09-16 8:40	2020-09-01	799060	overdue	0	2652		
20	Parent 2	2020-09-30	2020-09-01	Test Center	Ian Anderson	Spence Room	2020-08-28 00:07	2020-09-01	2020-09-01	801495	ready	1500	Please pay through	500	

- For Administrators - *Billing Product only*
- A new way to generate billing reports, in a new format
- Providing administrators with more transparency into their billing and transactions. To help them manage it more efficiently
- Go to billing reports in the reports section

Additional Small, but Mighty, Updates from 2020

- Ability to add a attendance records to past dates
- New active enrollment report
- Added a physical address section to the Child Profile
- Option to hide a child's last name from the parent sign-in page (privacy)



The graphic features a central white rounded rectangle with a subtle drop shadow, containing the text "Sneak Peek at 2021!". This rectangle is set against a light gray background. The top and bottom of the image are decorated with stylized green hills. Each hill is outlined with a dashed orange line, creating a layered, wavy effect.

**Sneak Peek
at 2021!**

Photos & Videos Feed

Coming soon

May 13, 2020

All classrooms ▾ Newest ▾

23 items



Activity · Alder Room
Sending at 10:30 AM



Activity · Alder Room
Sending at 10:30 AM
Ella A.



Activity · Alder Room
Sending at 10:30 AM
Ella A.



Activity · Alder Room
Sending at 10:30 AM
Sam S. Max M.
Alexandra A. +2

- Delete photo
- Manage tagged children
- Download



- Available to Administrators-only
- Accessed from the Menu Bar
- View all photos & videos across your center, on one page
- Review tagged children, and easily delete media where needed
- Opportunity to review photos and videos before they're shared

Coming soon

Delayed Media Sharing Setting



Activity · Alder Room



Sending at 10:30 AM

Ella A.



Activity · Alder Room



Sending at 10:30 AM


Sam S. Max M.

Alexandra A. +2

- Configured by Administrators
- Option to delay the time between when a photo is uploaded, and when it's shared with families
- Set a Delay of up to 3 hours
- Easily review classroom content, remove/add tagged children, and delete unwanted media

Coming soon

Monthly Detail Attendance Report Upgrade



Weekly Classroom Reports

Select a topic to generate a weekly classroom report:

Name to Face

Attendance

Health

Sleep Check

Monthly Center Reports

Select an option to generate a report:

Attendance Summary

Attendance

Health

Food

Temperature Check


Sleep Check

Toileting

Billing Reports

Select from a variety of billing reports:

Billing Reports




















y attendance report

care • December 2020

Idler Room

In	Sign in by		Out	Sign out by		Total
7:32 AM	Diana Franklin		4:50 PM	Diana Franklin		8h 28m
7:01 AM	Juliet Jamal		3:00 PM	Juliet Jamal		7h 59m
8:00 AM	Hugo Kaur		2:00 PM	Khaleesi Kaur		5h 0m
1:00 PM	Lilah Li		4:50 PM	Sammy Li		3h 50m
and some fruit at 6 AM						
7:32 AM	Adam Perlstein		4:50 PM	Adam Perlstein		8h 28m
this morning at 7 AM						
7:32 AM	Toddler Room		4:50 PM	Toddler Room		8h 28m
Sick						
Vacation						
1:00 PM	Olivier McCormick		6:00 PM	Toddler Room		5h 0m
up by his grandma today						
7:32 AM	Karla Eaton		4:50 PM	Melodie Eaton		
1:00 PM	Frank Lyon		6:00 PM	Frank Lyon		5h 0m

- A format upgrade to simplify reporting requirements for licensing

Now includes:


- Signatures/ Initials
- Id of method of check in/out
- Digital on demand records to reduce paper

Talk to us!

Get in Touch with our Support Team!

We're with you **every step** of the way! Need more assistance with your HiMama program? **Get in touch!**

1. **Login** to your HiMama account
2. Click "**Help Center**" on your center/classroom dashboard
3. Click "**Contact Support**"



Want to Get Started with HiMama?

HiMama is the ultimate **all-in-one childcare app**. We help childcare providers **streamline** operations, **delight** families and **improve** program quality!

We'd **love** to have you part of our family! Enter your information [here](#) to **request a quote** for your center!



Open Audience Questions


Certificate Instructions

1. **Please check the chat for the link to the certificate**
2. Tomorrow an email will include a link to the certificate for today's session that you can download.
3. **You will need to fill in your name and center name information.** You can do this using a PDF form filler or print a copy and fill it out manually.
4. That's it, you're done!
5. If you miss it today, watch out for the Show Notes email tomorrow - we will be sending it out there as well.



What's Next?

- **Show Notes & Recording** - You will receive an email linking to resources and this recording tomorrow!
- Our next session will be ***Growing your child care business in a pandemic*** happening **next week** at the same place and same time - **Thursday Feb, 4th**



Connect with us!



@himamaapp



Subscribe and
listen on:



**We are all in this
together,
stay Healthy and
safe!**

**Thanks for spending
your time with us!**

Scheduled Messages

“

Scheduled messaging has helped our customers with those important reminders, especially with all the new protocols around COVID. They didn't have to work as much to send these messages out so early in the morning or over the weekends

”



Samantha Dixon
Customer Success Manager, HiMama

Scheduled Messages

“ I talked to a customer the other day who said he uses the schedule send feature to schedule his monthly newsletters. He said he was spending over an hour each month (usually on weekends) sending out the newsletter. Now he works on it every time he finds 5 minutes in his week!



Christopher Martin
Customer Success Manager, HiMama